

Explore the new menu of TESEO



# SOYBEAN

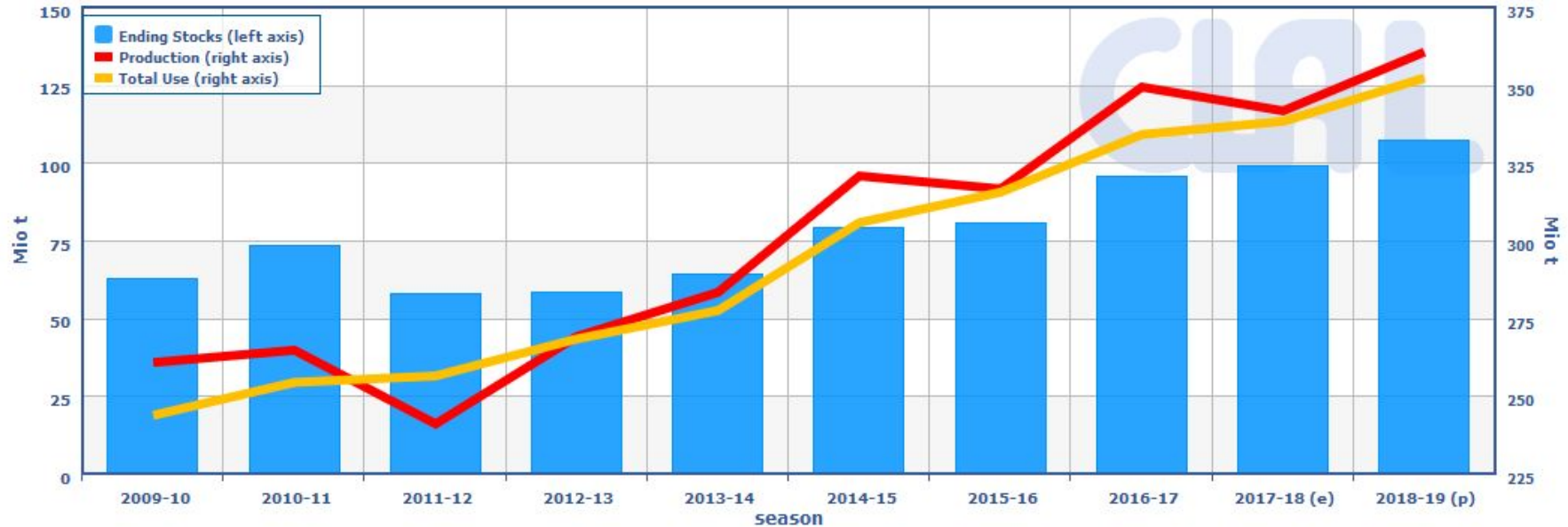
**Market Trends  
and Forecasts**

**Release date** April, 26<sup>th</sup> 2019 - **Next release:** June 2019

# Global Soybean **production** for 2018-19 season is projected to reach record level at **360.6 Mio Tons**

## World - Soybean Production, Utilization and Stocks

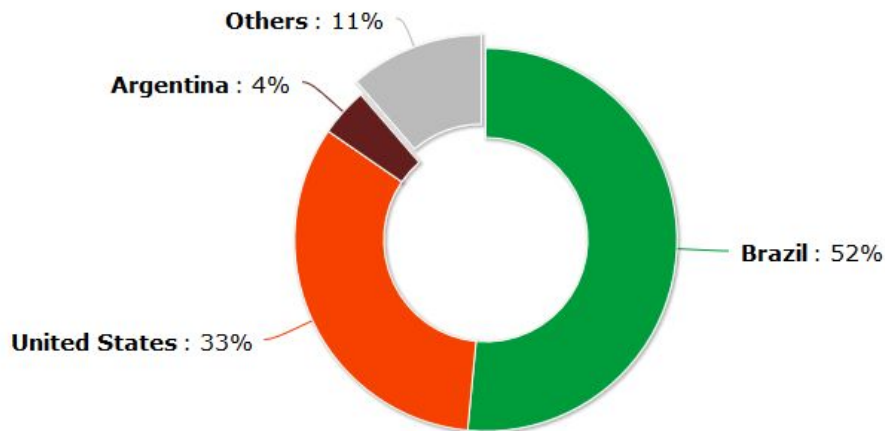
Source (data and forecast): USDA - Processed by: CLAL - Latest update: 2019-04-10  
e: estimated, p: provisional



The **export of Brazil**, the main Soybean world exporter, is expected at **79.5 Mio Tons**:  
**+4.4%** compared to the previous season

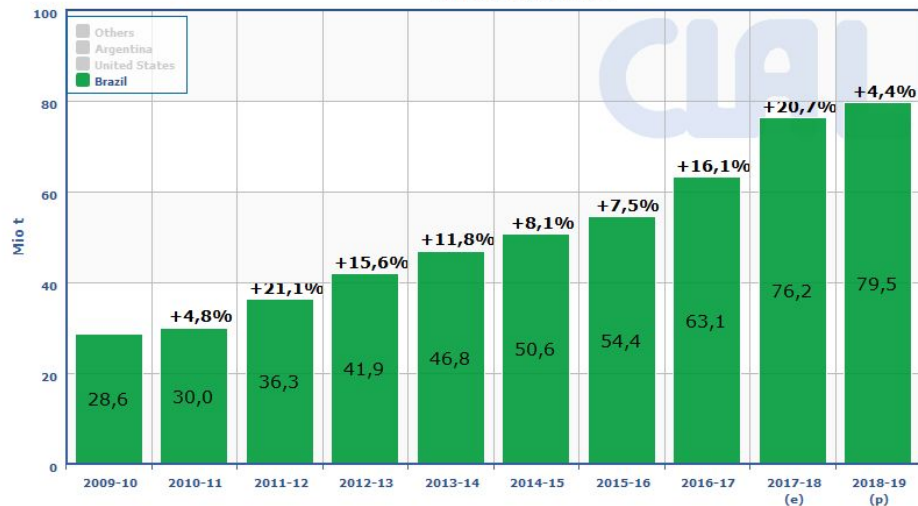
### Soybean main exporters (Forecast 2018-19)

Source (data and forecast): USDA - Processed by: CLAL - Latest update: 2019-04-10



### Yearly Trend of Soybean Export

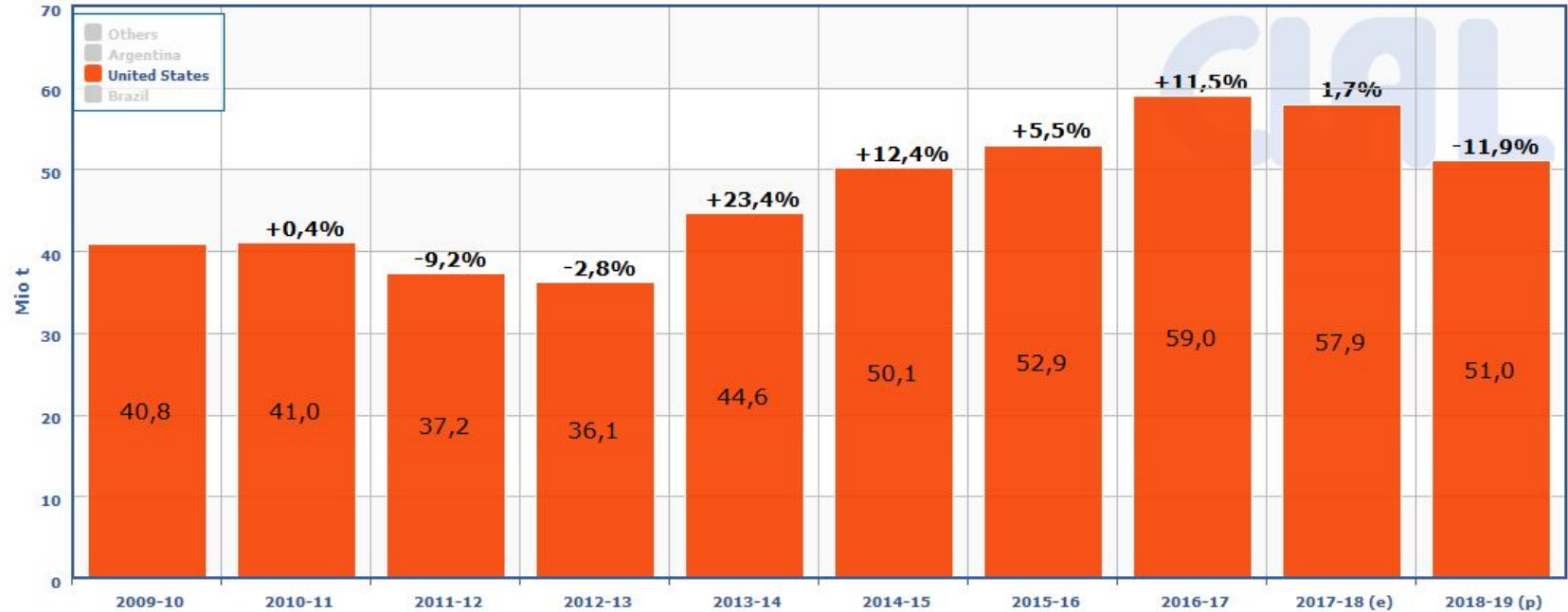
Source (data and forecast): USDA - Processed by: CLAL - Latest update: 2019-04-10  
e: estimated, p: provisional



**US exports** are estimated at **51 Mio Tons**:  
**-11.9%** compared to the previous season

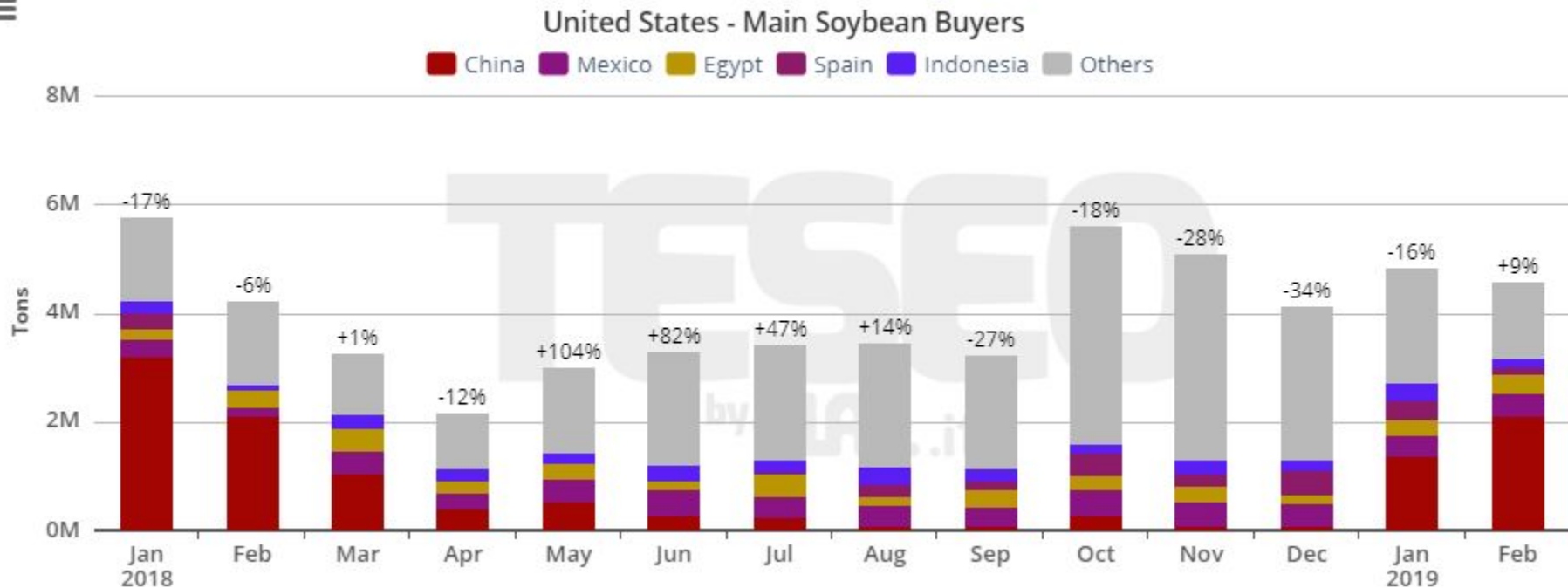
**Yearly Trend of Soybean Export**

Source (data and forecast): USDA - Processed by: CLAL - Latest update: 2019-04-10  
e: estimated, p:previsional

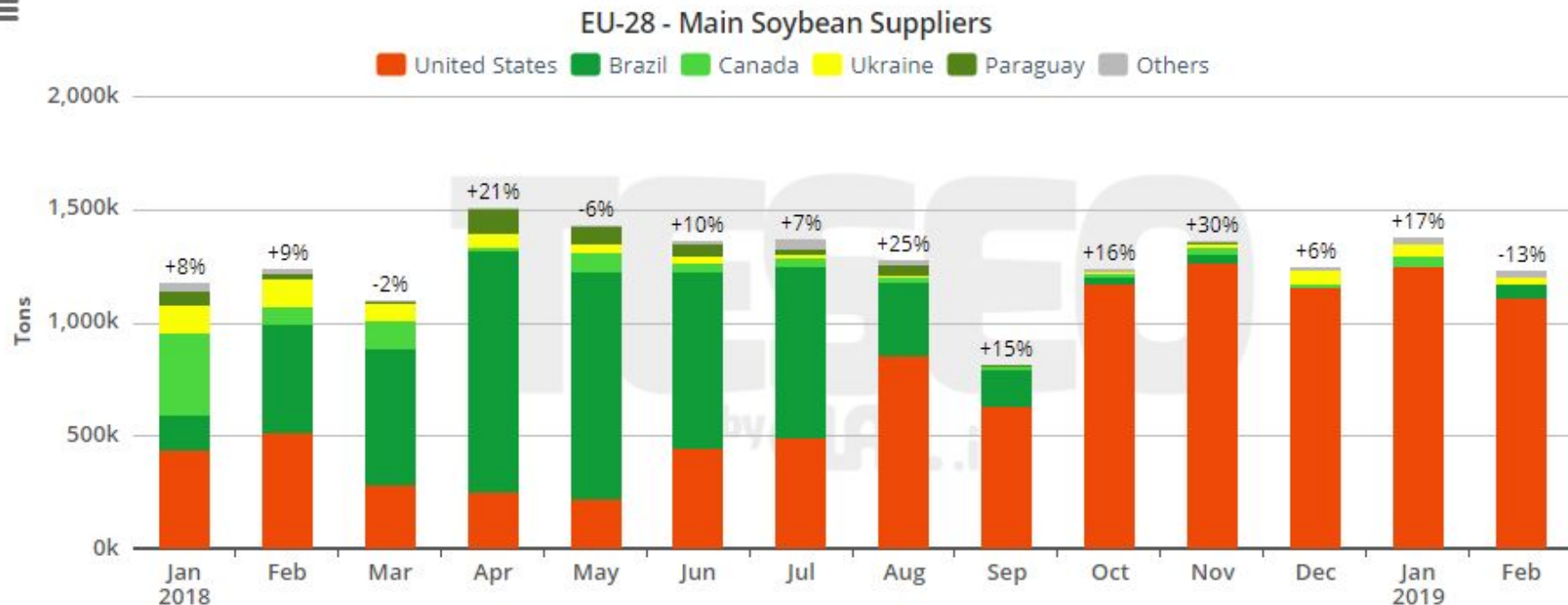




# In the first two months of 2019, **China** reduced Soybean purchases **from the United States** by **35%**



**EU Soybean imports** recorded **+1.4%** in Jan-Feb, importing almost entirely from the **United States**, to the disadvantage of **Brazil** and **Canada**.



<b>SOYBEAN PRICES</b>	<b>United States</b>	<b>Argentina</b>	<b>Italy</b>
<b>Month</b>	February 2019	March 2019	March 2019
<b>Avg price (\$/ton)</b>	313,01	226,65	379,75
<b>± on previous month</b>	<b>-1.3%</b>	<b>-1.4%</b>	<b>-1.8%</b>
<b>± on previous year</b>	<b>-10.2%</b>	<b>-23.4%</b>	<b>-12.4%</b>

*Processed by CLAL on USDA, Mercado Rosario and CCIAA Milan data*

**Next release: June 2019**

link: <https://news.clal.it/en/>

